

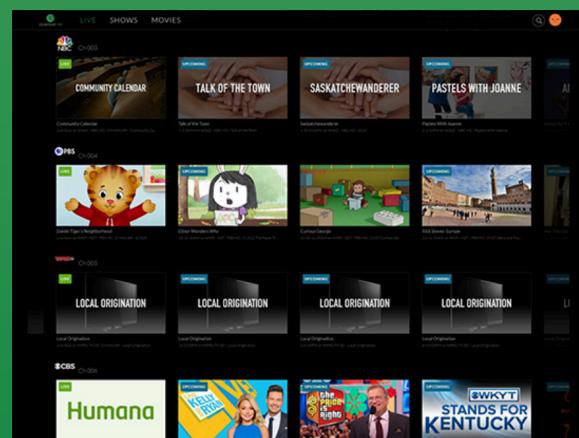
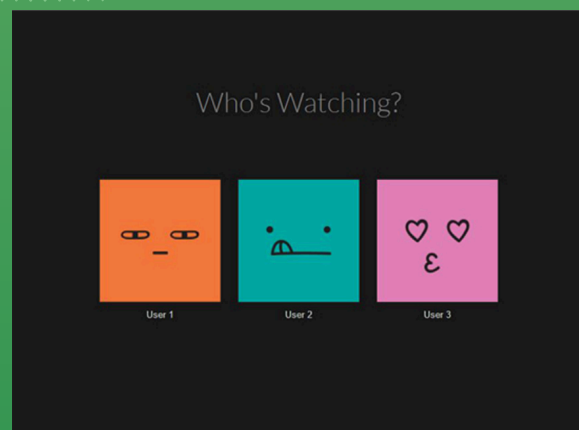
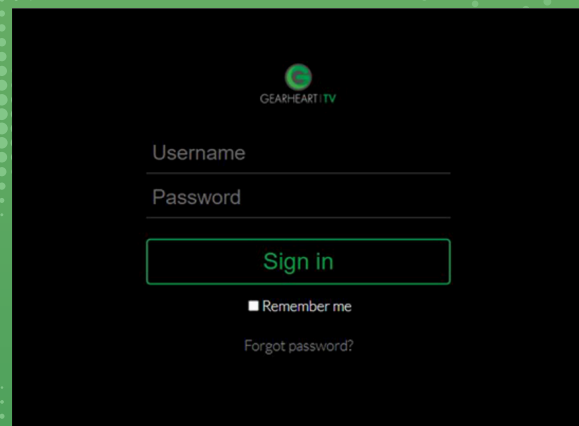


AMAZON FIRE TV USER GUIDE

DIRECTIONS

1. Download the Gearheart TV app from the App Store.
2. Open the Gearheart TV app from your device home screen
3. Enter your username and password into the fields, then click the sign in button.
4. Choose the profile you want to use
5. Navigate through our guide of live channels to find what you want to watch.
6. Clicking shows tab on the top bar will show all the shows available.
7. Clicking the Movies tab on the top bar will display all the movies available.
8. To view your recordings, click your profile image and then recordings in the drop down menu.

To directly search for a show or movie click the search (magnifying glass) icon beside your profile image and then type in the name of the show or movie to see all available content

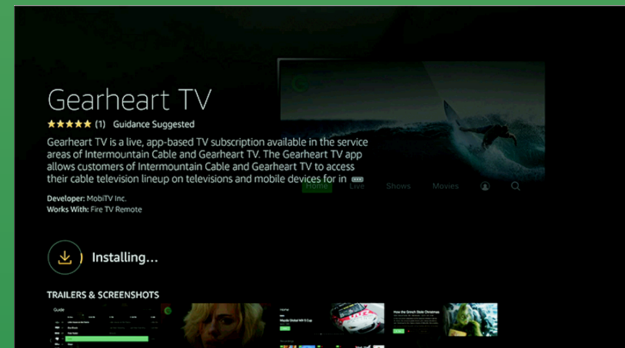
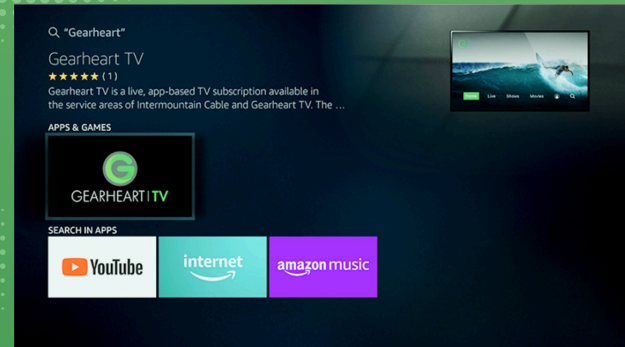
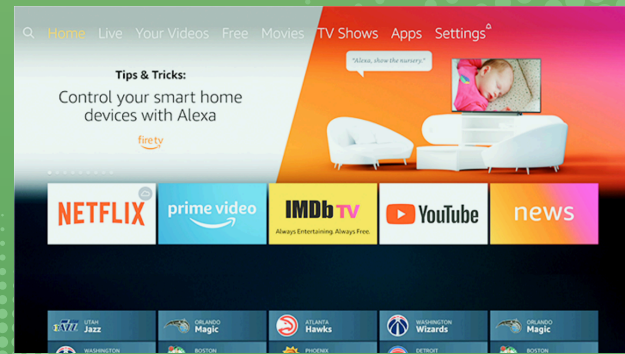




AMAZON FIRE TV INSTALL GUIDE

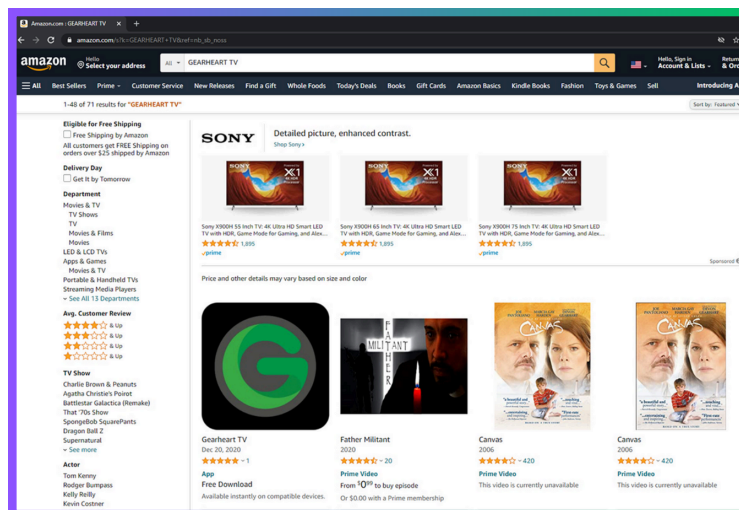
PRIMARY METHOD

1. Connect your Fire TV Stick to the internet and sign into your Amazon account.
2. Navigate to the Home Screen of your Fire TV.
3. Press left on the directional pad to enter the search section.
4. Use the directional pad to type Gearheart TV, and then select it from the list.
5. Locate the app and press the button in the center of the directional keypad to select it.
6. Select the Get button, then press the center of the directional pad.
7. Wait for the app download and then launch it, or return to the Apps section later to use it whenever you want.



ALTERNATE METHOD

The other way to find and download apps for Fire TV devices is to use the Amazon website. When you use this method, you locate an app on the Amazon website and then tell Amazon which device should download the app. It's all automated beyond that, so you don't need to worry about any additional steps.



1. Using the web browser of your choice, navigate to amazon.com/appstore
2. Scroll down until you locate the Fire TV Model section in the left sidebar and click the check-box next to the type of Fire TV device you have
3. Locate the Gearheart TV app and click it
4. Click the box located right used Deliver to.
5. Select the Fire TV that you want to download the app and click it
6. Click Get App
7. Wait for your Fire TV to download the app, and then look for it in the Apps section on your Fire TV device